

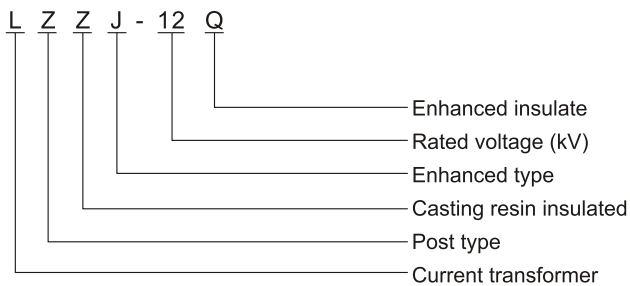
LZZJ-12(Q) Current Transformer

Summary

The current transformer of the type LZZJ-12(Q) is casting resin and fully enclosed product. It is used for metering electric energy and current, relay protection in the electrical system of rated frequency 50Hz or 60Hz and rated voltage 12kV. The transformers can be executed according to the standards IEC60044-1 and GB1208-2006.



Model



Structure feature

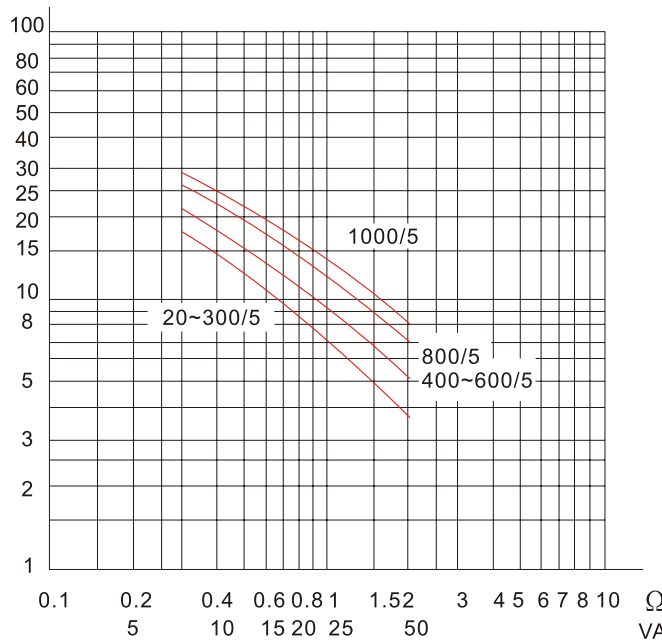
The current transformer is full enclosed and post type. It is small and light. There are four mounting hole of $\phi 12$ in bottom, but the primary outlet should be fixed for the reliable connections. There are one or two ratios.

Technical specification

1. Rated insulated level: 12/42/75kV;
2. Rated secondary current: 5A, 1A;
3. Rated primary current, accuracy classes combination, rated output, rated dynamic and thermal current see form;
4. The conditions of the partial discharge test according to GB1208-2006 "current transformer" will be fulfilled without exception.
5. Antipollution class: II class.

Rated primary current(A)	Accuracy classes	Rated output(VA)			Rated short-time thermo-current (kA virtual value)	Rated short-time thermo-current (kA virtual value)	Note
20	0.2S/10P10	10	10	15	1.6/2	4	Single Ratio
30~40	0.2/10P10				3.15/2	8	
50	0.2S/0.2				6.3/2	16	
75	0.5S/10P10				8/2	20	
100~150	0.5/10P10				12.5/2	31.5	
200	0.5S/0.5				20/2	50	
300	0.5S/0.5/10P10	15	15	20	25/4	63	
400	0.2S/0.2/10P10				31.5/4	80	
500~600	0.2/0.5/10P10						
800	0.2S/10P10/10P10	20	20	25			
1000	0.5S/10P10/10P10						

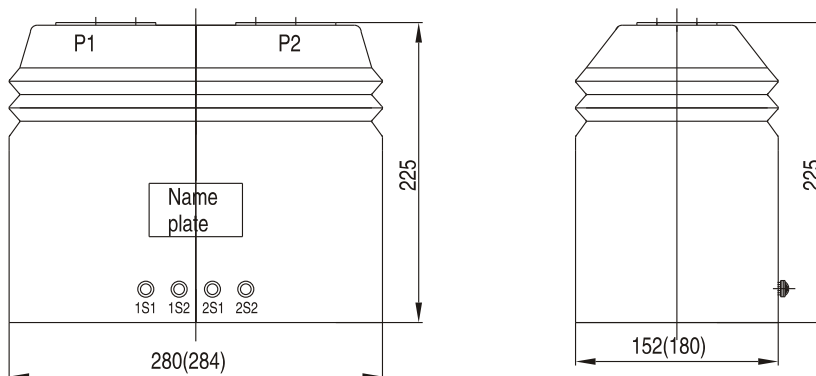
Rated primary current(A)	Accuracy classes	Rated output(VA)			Rated short-time thermo-current (kA virtual value)	Rated short-time thermo-current (kA virtual value)	Note
20~30	0.5S/10P10 0.2S/10P10 0.2/10P10 10P10/10P10	10	10	15	1.6/2	4	Double Ratio
30~40					3.15/2	8	
40~0					6.3/2	16	
50~75					8/2	20	
75~100					12.5/4	31.5	
100~150					20/4	50	
150~200					25/4	63	
200~300					31.5/4	80	
300~400							
400~600							
600~800	15	15	20	25/4	63		
800~1000				31.5/4	80		

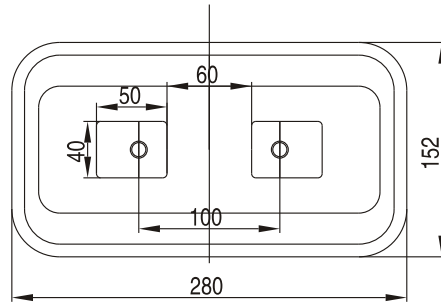


The relation curve between accuracy limit factor and secondary load

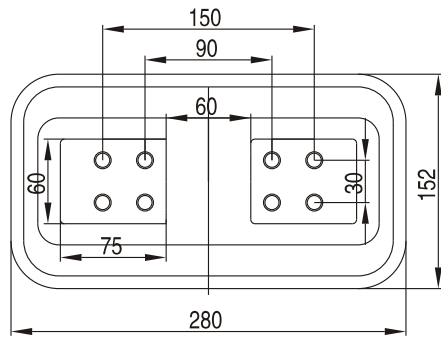
Outline dimension

LZZJ-12 Outline Dimension

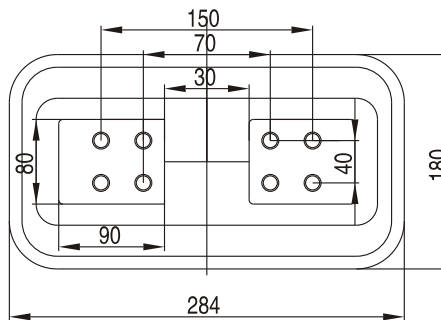




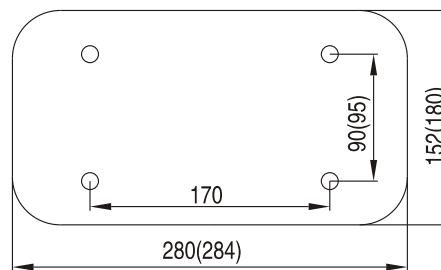
LZZJ-12(Q) Outline dimension
(Rated current: 5-150A)



LZZJ-12(Q) Outline dimension
(Rated current: 200-600A)



LZZJ-12(Q) Outline dimension
(Rated current: 800-1500A)



Installation dimension

1. item rated 800-1500A, see numbers with brackets;
2. item rated 5-150A and 200-600A, see numbers without brackets.